


PRODUCT SHEET

Description:


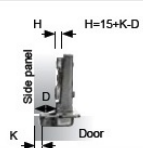

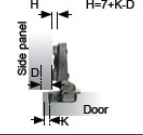

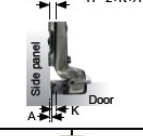


Maxi Hinge, Steel, NPL, 110DG, C/17mm Inset, W/Mounting Mouting Plate H:4mm F/Chipboard Screws, ø35mm Cup, cc:48mm -, 6mm, Cup Height: 11,3mm, NPL & W/SISO DK Logo In Cup, Slide-, On

Item number:

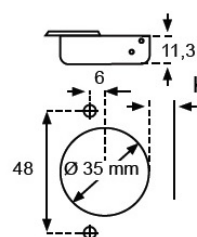
15.03.680-0

Units	Box	Carton	HS Code	Barcode
Pcs.	1	250	8302100090	
				5704866052887



Steel - Nickel Plated		Item No.	D: Overlay calculations	A: Gap calculations																								
Full overlay (A) 	 <p>H H=15+K-D Side panel D Door K</p>	Incl. mounting plate H = 2 SISO logo in cup	<table border="1"> <tr> <td>K</td> <td>3</td> <td>4</td> <td>5</td> <td>6</td> <td>7</td> </tr> <tr> <td>0</td> <td>18</td> <td>19</td> <td>20</td> <td>21</td> <td>22</td> </tr> <tr> <td>2</td> <td>16</td> <td>17</td> <td>18</td> <td>19</td> <td>20</td> </tr> <tr> <td>4</td> <td>14</td> <td>15</td> <td>16</td> <td>17</td> <td>18</td> </tr> </table>	K	3	4	5	6	7	0	18	19	20	21	22	2	16	17	18	19	20	4	14	15	16	17	18	
K	3	4	5	6	7																							
0	18	19	20	21	22																							
2	16	17	18	19	20																							
4	14	15	16	17	18																							
Half overlay (B) 	 <p>H H=7+K-D Side panel D Door K</p>	Incl. mounting plate H = 2 SISO logo in cup	<table border="1"> <tr> <td>K</td> <td>3</td> <td>4</td> <td>5</td> <td>6</td> <td>7</td> </tr> <tr> <td>0</td> <td>10</td> <td>11</td> <td>12</td> <td>13</td> <td>14</td> </tr> <tr> <td>2</td> <td>8</td> <td>9</td> <td>10</td> <td>11</td> <td>12</td> </tr> <tr> <td>4</td> <td>6</td> <td>7</td> <td>8</td> <td>9</td> <td>10</td> </tr> </table>	K	3	4	5	6	7	0	10	11	12	13	14	2	8	9	10	11	12	4	6	7	8	9	10	
K	3	4	5	6	7																							
0	10	11	12	13	14																							
2	8	9	10	11	12																							
4	6	7	8	9	10																							
Inset (C) 	 <p>H H=-2+K+A Side panel D Door K A</p>	Incl. mounting plate H = 4 SISO logo in cup	<table border="1"> <tr> <td>K</td> <td>3</td> <td>4</td> <td>5</td> <td>6</td> <td>7</td> </tr> <tr> <td>0</td> <td>-1</td> <td>-2</td> <td>-3</td> <td>-4</td> <td>-5</td> </tr> <tr> <td>2</td> <td>1</td> <td>0</td> <td>-1</td> <td>-2</td> <td>-3</td> </tr> <tr> <td>4</td> <td>3</td> <td>2</td> <td>1</td> <td>0</td> <td>-1</td> </tr> </table>	K	3	4	5	6	7	0	-1	-2	-3	-4	-5	2	1	0	-1	-2	-3	4	3	2	1	0	-1	
K	3	4	5	6	7																							
0	-1	-2	-3	-4	-5																							
2	1	0	-1	-2	-3																							
4	3	2	1	0	-1																							
	 <p>32 37 Cabinet edge</p>	H = 2/4 f/chipboard screws Slide-on	Delivered as standard mounting plate with all hinges. Chipboard screws to be ordered separately.																									

Cup drawing



Opening angle:	110°
Depth of hinge cup:	11,3 mm
Diameter of hinge cup:	35 mm
Mounting of hinge: Screw on:	c.c.48 mm
Possible drilling distances on the door (K):	3-7 mm
Door thickness:	14-24 mm

SISO A/S

Mileparken 11
DK-2740 Skovlunde
Denmark
VAT: DK 24786013

Phone +45 45 830 900

www.siso.dk
siso@siso.dk

Danske Bank
Nytorv Branch
Copenhagen
SWIFT: DABADKKK

Account no.
4180 3112 112936
IBAN Account
DK7230003112112936